



Project \_\_\_\_\_

Item No. \_\_\_\_\_

Quantity \_\_\_\_\_

## MODEL RPR/DBRI SERIES Roll-In Pan Racks/Basket Dolly


All data is shown per oven section, unless otherwise indicated.



RPR-20



RPR-L9 / RPR-S9



DBRI-L / DBRI-S

### EXTERIOR/INTERIOR CONSTRUCTION

#### ROLL-IN PAN RACK - MODEL RPR-20

(For use with Model RE ovens)

- 16 gauge (1.48mm) welded, riveted stainless steel vertical frame
- 21 position rack supports, 1-5/8" (41mm) spacing
- 10 chrome plated wire racks 26" x 26" (660mm x 660mm)
- 40" H x 27-3/8" W x 26-1/2" D (1016mm x 695mm x 673mm)

#### ROLL-IN PAN RACK - MODEL RPR-L9

(For use with Model DFG-200, Zephaire G & E Series)

- 16 gauge (1.48mm) welded, riveted stainless steel vertical frame
- 9 position rack supports, 1-5/8" (41mm) spacing
- 5 chrome plated wire racks 26" x 26" (660mm x 660mm)
- 19-1/4" H x 27-3/8" W x 26-1/2" D (489mm x 695mm x 673mm)

#### ROLL-IN PAN RACK - MODEL RPR-S9

(For use with Model DFG-100, MARK-V ovens)

- 16 gauge (1.48mm) welded, riveted stainless steel vertical frame
- 9 position rack supports, 1-5/8" (41mm) spacing
- 5 chrome plated wire racks 26" x 26" (660mm x 660mm)
- 19-1/4" H x 27-3/8" W x 19-1/2" D (489mm x 695mm x 495mm)

#### ROLL-IN BASKET DOLLY - MODEL DBRI-L

(For use with RE, DFG-200, Zephaire G & E Series)

- 26 -1/2" L x 27-3/8" W (673mm x 695mm) frame
- Two 13-1/2" x 25-7/8" (343mm x 657mm) baskets per tier

#### ROLL-IN BASKET DOLLY - MODEL DBRI-S

(For use with RE, DFG-100, MARK-V ovens)

- 21-1/8" L x 27-3/8" W (537mm x 695mm) frame
- Two 13-1/2" x 20-3/4" (343mm x 527mm) baskets per tier

### STANDARD FEATURES

- 11 gauge (2.90mm) #430 Stainless steel angle welded dolly frame
- 1-5/8" (41mm) brass caster wheels
- Two year limited parts and labor warranty\*

\* For all international markets, contact your local distributor.

RPR/DBRI Roll in Pan Rack/Basket

### BLODGETT OVEN COMPANY


www.blodgett.com

44 Lakeside Avenue, Burlington, VT 05401

Toll Free: (800) 331-5842 • Phone: (802) 860-3700 • Fax: (802) 864-0183

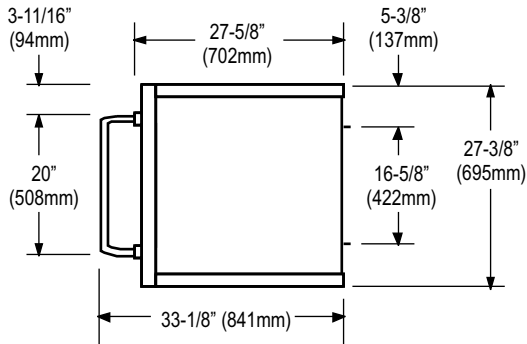


## CART MODELS CTRE-2, CTRG, CTRG-2

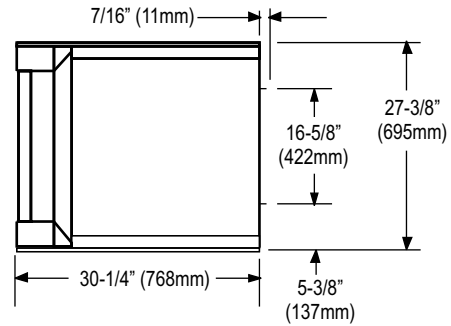


APPROVAL/STAMP

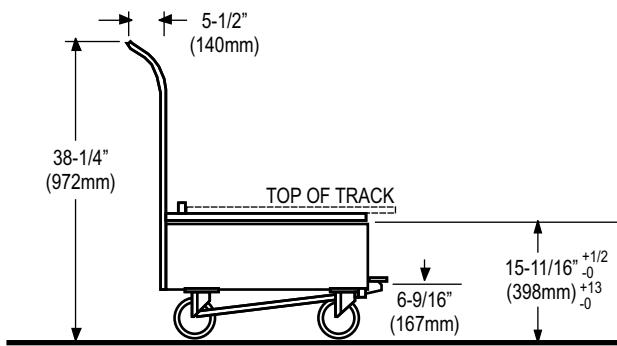
**TOP VIEW**



**TOP VIEW**

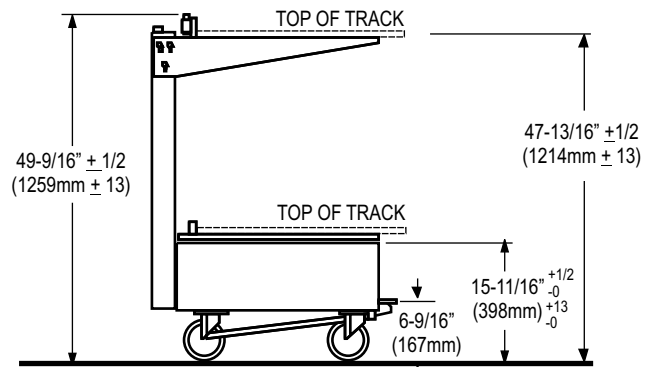


**SIDE VIEW**



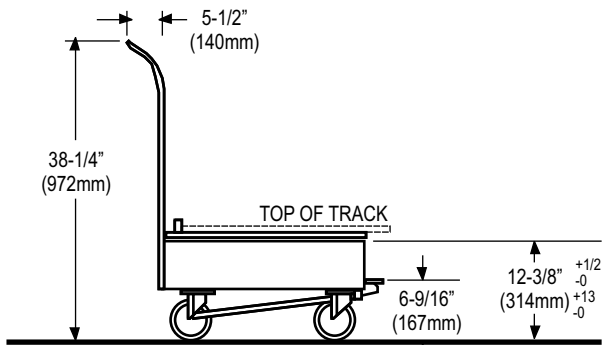
**CART CTRG**

**SIDE VIEW**

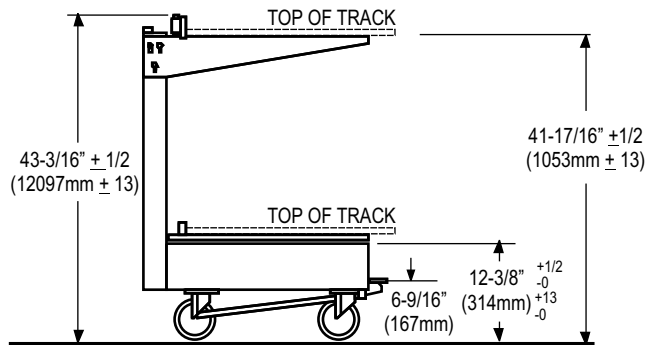


**CART CTRG-2**

**SIDE VIEW**



**CART CTRE**



**CART CTRE-2**

**SHORT FORM SPECIFICATIONS**

Frame constructed of .125 (3.18mm) formed aluminum sheet. Dolly channels of 1 1/2" x 1/2" x 1/8" x 24" (38mm x 12.7mm x 3.18mm x 610mm) aluminum extrusion. Handle to be 7/8" (22mm) O.D. tubing. To have docking and locking assembly with alignment pin. Four 5" (127mm) diameter swivel type casters (two with brakes), hard rubber ball bearing type, NSF approved.

**NOTE:** The company reserves the right to make substitutions of components without prior notice

**BLODGETT OVEN COMPANY**

www.blodgett.com

44 Lakeside Avenue, Burlington, VT 05401

Toll Free: (800) 331-5842 • Phone: (802) 860-3700 • Fax: (802) 864-0183