



BCH-G

Gas Cabinet Based Braising Pan with Heavy Duty Hydraulic Tilt



OPTIONS AND ACCESSORIES

(AT ADDITIONAL CHARGE)

- **Faucets**
 - Single pantry faucet with swing spout
 - Double pantry faucet with swing spout
- **Etched markings**
 - Gallons
 - Litres
- Steam pan insert
- Pan carrier
- Correctional package

Project _____

Item No. _____

Quantity _____

- Model BCH-30G (30 gallon gas braising pan with hydraulic tilt)
- Model BCH-40G (40 gallon gas braising pan with hydraulic tilt)

CONSTRUCTION

- #4 Satin finish 10 gauge stainless steel pan with polished interior, front hinged for easy tilting
- Coved corners
- 5/8" thick stainless steel clad plate
- Cabinet base of heavy duty welded angle frame with bullet feet on front legs and flanged adjustable feet on back legs
- 304 stainless steel removable side panels and two front doors on cabinet base

OPERATION

- Controls mounted in cabinet base
- Electronic ignition
- Power switch
- Thermostat
- Cook indicator light
- High limit thermostat located on pan bottom
- Tilt switch
- Tilt safety switch
- 100-450°F (38-232°C) temperature range
- Gas supply to burner shuts off automatically when pan is tilted

STANDARD FEATURES

- 1/2 HP hydraulic tilting system for smooth and precise tilting action
- Spring assist hinged stainless steel cover with handle
- Condensate guide
- Removable pour strainer
- Manual control
- 115VAC, 1 phase, 60 Hz
- One year parts and labor warranty*

* For all international markets, contact your local distributor.



BCH-G BRAISING PAN WITH HYDRAULIC TILT

BLODGETT COMBI

www.blodgett.com

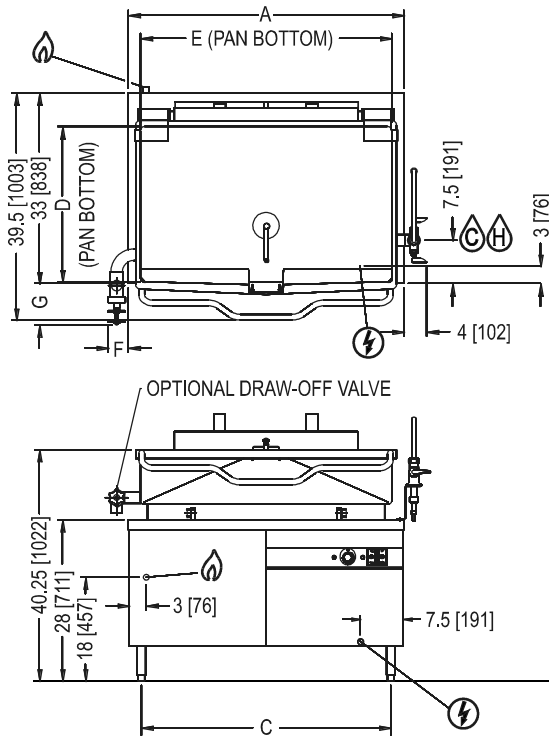
44 Lakeside Avenue, Burlington, VT 05401 • Phone: (802) 658-6600 • Fax: (802) 864-0183



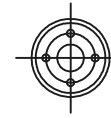
BCH-G GAS BRAISING PAN W/HYDRAULIC TILT



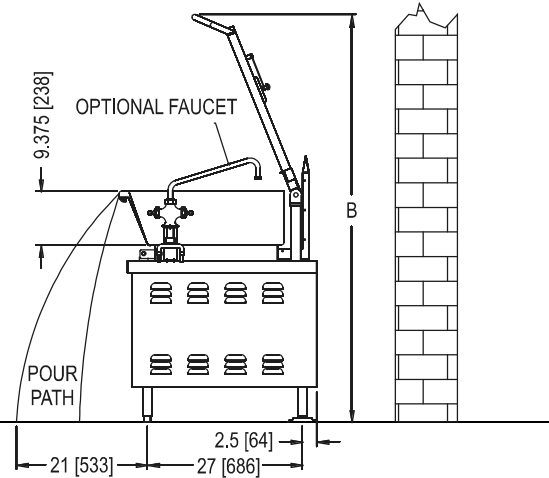
APPROVAL/STAMP



DIMENSIONS ARE IN INCHES [MM]



REAR FLANGED FOOT DETAIL
 4 EQUALLY SPACED
 Ø7/16" [11mm] HOLES
 ON 3 [76] B.C.



MODEL	A	B	C	D	E
BCH-30G	36[914]	70.88[1800]	30[762]	23.5[597]	33.75[857]
BCH-40G	48[1219]	70.88[1800]	42[1067]	23[584]	43.75[1111]

VALVE DIAMETER	F	G
2"	3.6[92]	7.3[186]
3"	5.5[140]	13.1[333]

SHORT FORM SPECIFICATIONS

Provide Blodgett model BCH-30G, 30 gallon (114 litre) or BCH-40G (152 litre) gas cabinet base braising pan with heavy duty hydraulic tilt. The unit shall have a one-piece covered corner, 10 gauge stainless steel pan with #4 exterior finish and polished interior. The pan body shall be front hinged for tilting and easy pour control. The burners shall shut off automatically when the pan is tilted. Cooking surface shall be 5/8" thick stainless steel clad plate ensuring even heat distribution over entire cooking surface. Unit shall be mounted on a heavy duty welded angle construction frame with front legs fitted with adjustable bullet feet and rear legs fitted with flange adjustable feet for securing to the floor. The cabinet base shall be enclosed with #4 finish type 304 stainless steel with removable side panels and two stainless steel front cabinet doors. Tilting is controlled by a 1/2 HP hydraulic tilting system for smooth and precise tilting action. The controls shall be mounted in the cabinet base and shall include a power switch, tilt switch, thermostat with range of 100-450°F (38-232°C), a cook indicator light and electronic ignition. The hi limit thermostat is located on the pan bottom. Unit shall include spring assisted hinged stainless steel cover, with handle, condensate guide and removable pour strainer. Provide options and accessories as indicated.

MAXIMUM INPUT:

BCH-30G 80,000 BTU
 BCH-40G 100,000 BTU

GAS SUPPLY:

3/4" IPS supply line required. A gas shut-off valve must be installed in supply piping convenient and adjacent to unit

Minimum Inlet Pressure:

Natural 6.0" W.C. static to unit
 Propane 11.0" W.C. static to unit

WATER CONNECTION

Hot and Cold water 3/8" O.D. tubing to optional faucet

ELECTRICAL CONNECTION:

Unless otherwise specified, field wire electrical connection to be 120 VAC, 1 phase, 60 Hz with grounding wire

PRODUCT CLEARANCE

Left side 3" (76 mm)
 Right side 3" (76 mm)
 Rear 6" (152mm)

SHIPPING INFORMATION:

Approx. Weight:

BCH-30G 700 lbs. (317 kg)
 BCH-40G 875 lbs. (397 kg)

NOTE: The company reserves the right to make substitutions of components without prior notice.

BLODGETT COMBI

www.blodgett.com

44 Lakeside Avenue, Burlington, VT 05401 • Phone: (802) 658-6600 • Fax: (802) 864-0183