



## E-SBF

Electric Connectionless Boiler Free  
Tabletop Convection Steamers



3E-SBF



6E-SBF

### OPTIONS AND ACCESSORIES

(AT ADDITIONAL CHARGE)

- Stainless steel support stand
- Pan racks for support stand
- Water fill/drain kit
- Single phase models
- Water grate

Project \_\_\_\_\_

Item No. \_\_\_\_\_

Quantity \_\_\_\_\_

- Model 3E-SBF (3 pan electric connectionless boiler free steamer)
- Model 6E-SBF (6 pan electric connectionless boiler free steamer)

### CONSTRUCTION

- Stainless steel construction
- Stainless steel doors with strong continuous hinge and are field reversible for left or right swing
- Insulated doors have a one piece, replaceable seal
- Easy open handle and latch provide positive lock and seal when the door is pushed or slammed shut
- Hidden magnetic door switch cuts power to blower and steam flow to that cavity, when the door is opened
- Pan support racks shall be polished stainless steel and removable for easy cleaning
- Removable stainless steel condensate collection tray is positioned under the cavity door.
- Electric connectionless steam reservoir is easy to clean through the cavity door.
- Front and rear legs shall have adjustable bullet feet

### OPERATION

- ON-OFF rocker switch
- Electronic timer with continuous steam setting
- Hold light indicates when cavity is at holding temperature
- ADD-WATER light to indicate when water is needed in the reservoir to generate steam. Unit will shut off if no water is added.
- Water reservoir has electric water level sensors. When filled to the high level sensor, it has a capacity of 4 gallons.
- Unit shall come ready to steam in 15 - 20 minutes from a cold start, and provide warm cavity-instant steam capacity. Cavity is kept warm and ready for instant steam between loads.
- Each steamer cavity shall have a powerful side mounted blower, which increases steam velocity and provides efficient steam distribution throughout cavity and between loaded pans.
- Electric heated water reservoir provides atmospheric steam at the temperature of approximately 212°F.
- Water reservoir can be drained by turning the drain handle to the open position.

### CAPACITY

Pan Size	3E-SBF	6E-SBF
12" x 20" x 1"	6 pans	12 pans
12" x 20" x 2.5"	3 pans	6 pans
12" x 20" x 4"	2 pans	4 pans

### STANDARD FEATURES

- One year parts and labor warranty\*

\* For all international markets, contact your local distributor.

E-SBF CONNECTIONLESS BOILER FREE CONVECTION STEAMERS




### BLODGETT

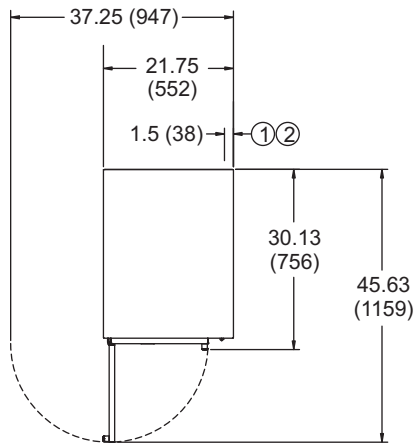
44 Lakeside Avenue, Burlington, VT 05401  
Phone: (802) 658-6600 • Fax: (802) 864-0183



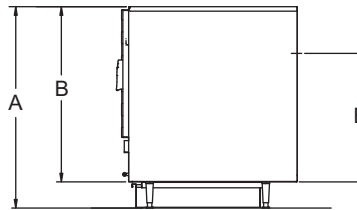
# E-SBF CONNECTIONLESS BOILER FREE STEAMERS



APPROVAL/STAMP



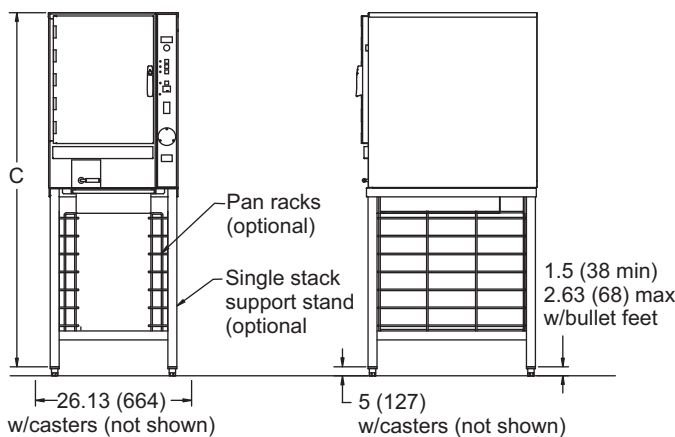
TOP VIEW



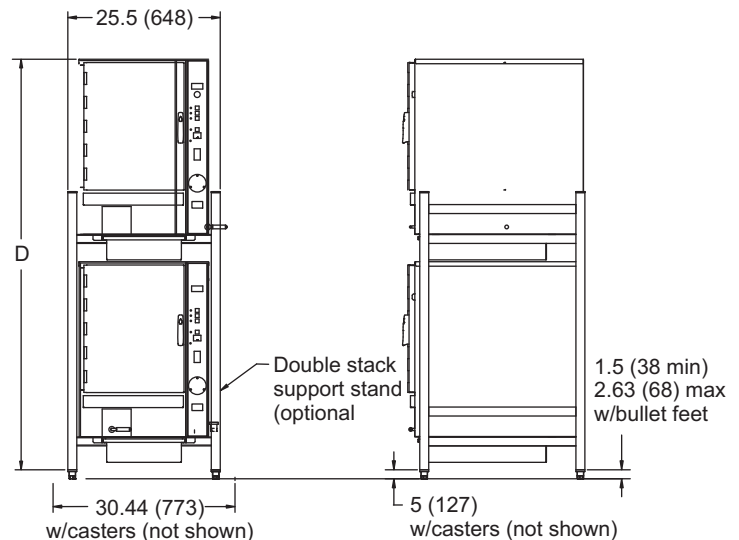
SIDE VIEW  
Single Unit on Legs

**NOTES:**

1. Refer to electrical chart for NEMA type plug connector.
2. 5' cord with NEMA connector not shown
3. Dimensions are in inches (mm).



Single Unit on Stand



Double Unit on Stand

**SHORT FORM SPECIFICATIONS**

Provide Blodgett model 3E-SBF (3 pan) or 6E-SBF (6 pan) pressureless connectionless steamer with a cavity water reservoir electric heated for steam generation. Stainless steel construction with a powerful blower to circulate steam within the cavity. Standard operating controls includes: electronic timer, constant steam setting, HOLD mode and add water light (to know when to add water into the reservoir to continue operation.) Door is field reversible, with easy open latch and hidden magnetic door switch. The inside cavity water reservoir for steam generation requires no pressure gauge or switches. Unit shall come ready to steam in 15 - 20 minutes from a cold start, and provide warm cavity-instant steam capability. Provide options and accessories as indicated.

**MAXIMUM INPUT:**

3E-SBF 6.8 kW  
6E-SBF 9.0 kW

**MINIMUM REQUIRED CLEARANCES:**

Left and right side 2" (51mm)  
Rear 6" (152mm)

**SHIPPING INFORMATION:**

3E-SBF 205 lbs. (93 kg)  
6E-SBF 250 lbs. (113 kg)

**POWER SUPPLY AND CONNECTION**

VAC	Phase	3E-SBF		6E-SBF	
		Amps	NEMA Plug	VAC	NEMA Plug
208V	1	32.7	n/a	43.3	n/a
	3	18.8	15-30P	25.0	15-50P
240V	1	28.3	n/a	38.0	n/a
	3	16.3	15-30P	22.0	15-50P
480V	3	8.2	L16-30P	11.0	L16-30P

	3E-SBF	6E-SBF
<b>A</b>	23.94 (608)	33.69 (856)
<b>B</b>	19.56 (497)	29.31 (744)
<b>C</b>	49.5 (1257)	59.25 (1505)
<b>D</b>	58.94 (1497)	68.69 (1745)
<b>E</b>	12 (305)	21.5 (546)

**NOTE:** The company reserves the right to make substitutions of components without prior notice.

**BLODGETT**

44 Lakeside Avenue, Burlington, VT 05401 • Phone: (802) 658-6600 • Fax: (802) 864-0183