

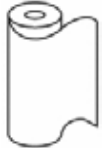
Why	For sanitation and to ensure against operational difficulties.	
Time Required	5 minutes for exterior	Length to clean interior dependent on cleaning cycle chosen
Time of Day	After close	For 24-hour restaurants: during low-volume times

Hazard icons  Chemicals

Tools and supplies



Sanitizer
Soaked Towels



Paper
Towel




Ecolab
Degreaser




Ecolab
Rinse Aid

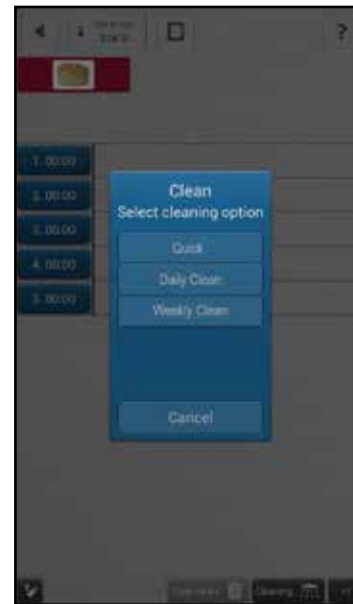
Procedure

1. When the oven is cool, wipe exterior with a sanitizer soaked towel. Wipe dry with a clean paper towel.
2. Check the level of degreaser and rinse aid in the containers. The red tube is for degreaser and the blue tube is for rinse aid. Replace if necessary.



Use only McDonald's approved Degreaser and Rinse Aid.

3. Turn on the oven if necessary.
4. To clean oven interior, on the MAIN MENU press the MANUAL key.
5. Press the COMBI WASH key .
6. Touch the desired cleaning mode. You can choose between the following cleaning cycles.
 - **Quick:** 2 minutes Use before other cleaning cycles.
 - **Daily Clean:** 1 hour, 23 minutes
 - **Weekly Clean:** 2 hr, 30 minutes Use this after roasting at temperatures higher than 180°C.



7. Press Start to initiate CombiWash.
8. The display reads *IS THE OVEN EMPTY?* Press YES.

Note: If the cleaning cycle is interrupted before it has been completed, the oven automatically performs a safety flush to remove any detergent remnants.